











## LUX ELEMENTS®-TUB

### ■ PRODUCT SPECIFICATIONS – LUX ELEMENTS®-TUB-BAS-... 100 (FLOOR DRAIN SUPPORTS VERTICAL DN 40/50)

	ARTICLE-NUMBER	ARTICLE-NAME / ARTICLE-DESCRIPTION	DIMENSIONS WIDTH x LENGTH	UNIT
	<b>LTUBE1193</b>	<b>TUB-BAS-S 100*</b> Floor drain support DN 40/DN 50, vertical, with odour trap, for 100 mm core drill hole, incl. grate fitting frame made of ABS and standard stainless steel grate, universal height adjustment to suit tile thickness	external frame dimensions: 130 x 130 mm, grate: 120 x 120 mm	set
	<b>LTUBE1165</b>	<b>TUB-BAS-DA 100*</b> Floor drain support DN 40/DN 50, vertical, with odour trap, for 100 mm core drill hole, incl. grate fitting frame made of ABS, with frame and design grate 'ANGOLO' made of stainless steel, universal height adjustment to suit tile thickness	external frame dimensions: 132 x 132 mm, grate: 120 x 120 mm	set
	<b>LTUBE1166</b>	<b>TUB-BAS-DC 100*</b> Floor drain support DN 40/DN 50, vertical, with odour trap, for 100 mm core drill hole, incl. grate fitting frame made of ABS, with frame and design grate 'CUBE' made of stainless steel, universal height adjustment to suit tile thickness	external frame dimensions: 132 x 132 mm, grate: 120 x 120 mm	set
	<b>LTUBE1167</b>	<b>TUB-BAS-DM 100*</b> Floor drain support DN 40/DN 50, vertical, with odour trap, for 100 mm core drill hole, incl. grate fitting frame made of ABS, with frame and design grate 'MARE' made of stainless steel, universal height adjustment to suit tile thickness	external frame dimensions: 132 x 132 mm, grate: 120 x 120 mm	set
	<b>LTUBE1168</b>	<b>TUB-BAS-DL 100*</b> Floor drain support DN 40/DN 50, vertical, with odour trap, for 100 mm core drill hole, incl. grate fitting frame made of ABS, with frame and design grate 'LUMEN' made of stainless steel, universal height adjustment to suit tile thickness	external frame dimensions: 132 x 132 mm, grate: 120 x 120 mm	set
	<b>LTUBE1169</b>	<b>TUB-BAS-DV 100*</b> Floor drain support DN 40/DN 50, vertical, with odour trap, for 100 mm core drill hole, incl. grate fitting frame made of ABS, with frame made of stainless steel and tileable cover 'VARI' made of stainless steel, universal height adjustment to suit tile thickness	external frame dimensions: 132 x 132 mm, cover: 110 x 110 mm	set
	<b>LTUBE1194</b>	<b>TUB-BAS-DS 100*</b> Floor drain support DN 40/DN 50, vertical, with odour trap, for 100 mm core drill hole, incl. grate fitting frame made of ABS with frame and design grate 'Slot' made of stainless steel, universal height adjustment to suit tile thickness, with locking system	external frame dimensions: 132 x 132 mm, grate: 120 x 120 mm	set
	<b>LTUBE1196</b>	<b>TUB-BAS-DF 100*</b> Floor drain support DN 40/DN 50, vertical, with odour trap, for 100 mm core drill hole, incl. grate fitting frame made of ABS, with frame made of stainless steel and tileable plastic cover, universal height adjustment to suit tile thickness, with locking system	external frame dimensions: 132 x 132 mm, cover: 110 x 110 mm	set

\* to fit all LUX ELEMENTS®-shower base elements and shower drain element BA

## ■ PACKAGING SPECIFICATIONS – LUX ELEMENTS®-TUB-BAS-... 100

INDIVIDUAL PACKAGING						
ARTICLE-NUMBER	ARTICLE-NAME	CONTAINER	PACKAGING	DIMENSIONS WIDTH x LENGTH	UNIT	WEIGHT/ UNIT
LTUBE1193	TUB-BAS-S 100	1 set	bag	280 x 475 mm	set	0,85 kg
LTUBE1165	TUB-BAS-DA 100	1 set	bag	280 x 475 mm	set	1,0 kg
LTUBE1166	TUB-BAS-DC 100	1 set	bag	280 x 475 mm	set	1,0 kg
LTUBE1167	TUB-BAS-DM 100	1 set	bag	280 x 475 mm	set	0,9 kg
LTUBE1168	TUB-BAS-DL 100	1 set	bag	280 x 475 mm	set	1,0 kg
LTUBE1169	TUB-BAS-DV 100	1 set	bag	280 x 475 mm	set	0,8 kg
LTUBE1194	TUB-BAS-DS 100	1 set	bag	280 x 475 mm	set	0,95 kg
LTUBE1196	TUB-BAS-DF 100	1 set	bag	280 x 475 mm	set	0,85 kg