
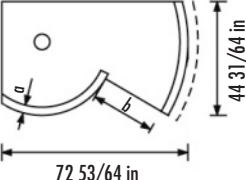





■ PRODUCT SPECIFICATIONS – LUX ELEMENTS®-RELAX-RSE

ARTICLE-NUMBER	ARTICLE-NAME / ARTICLE-DESCRIPTION	NOMINAL FORMATS/DIMENSIONS LENGTH x WIDTH x HEIGHT	UNIT
 <p>RELAX-RSE-H RELAX-RSE-A</p>	 <p>$a = 3 \frac{5}{32}$ in $b = 25 \frac{13}{64}$ in</p>		
 <p>RELAX-RSE-H RELAX-RSE-A RELAX-BORSE 50 L RELAX-UBORSE 50 L</p>	<p>LREL6002 RELAX-BORSE 50 L Hard foam shower base element, with integrated and sealed floor drain support frame $5 \frac{5}{16} \times 5 \frac{5}{16}$ in; left-curving, for space-saving corner showers RELAX-RSE-H and RELAX-RSE-A; for floor drain supports, see floor drain systems (page 58–61)</p>	72 53/64 x 44 31/64 x 1 3/16 / 1 49/64 in	piece
	<p>LREL6003 RELAX-UBORSE 50 L Substrate element for RELAX-BORSE 50 L, left-curving</p>	72 53/64 x 44 31/64 x 2 11/64 in	piece
	<p>LREL6004 RELAX-BORSE 50 R Hard foam shower base element, with integrated and sealed floor drain support frame $5 \frac{5}{16} \times 5 \frac{5}{16}$ in; right-curving, for space-saving corner showers RELAX-RSE-H and RELAX-RSE-A; for floor drain supports, see floor drain systems (page 58–61)</p>	72 53/64 x 44 31/64 x 1 3/16 / 1 49/64 in	piece
	<p>LREL6005 RELAX-UBORSE 50 R Substrate element for RELAX-BORSE 50 R, right-curving</p>	72 53/64 x 44 31/64 x 2 11/64 in	piece
	<p>LREL6000 RELAX-RSE-H 2 hard foam shower partition wall elements, each 98 27/64 in height, matches RELAX-BORSE 50 L and R, wall thickness 3 5/32 in, as a kit</p>	height: 98 27/64 / 98 27/64 in, thickness: 3 5/32 in	set
	<p>LREL6001 RELAX-RSE-A 2 hard foam shower partition wall elements, 1 x 98 27/64 in height, 1 x 47 1/4 in height plus shelf, matches RELAX-BORSE 50 L and R, wall thickness 3 5/32 in, as a kit</p>	height: 98 27/64 / 47 1/4 in, thickness: 3 5/32 in	set
	 <p>LREL6006 RELAX-KIT RSEM Mounting kit for RELAX-RSE with RELAX-BORSE 50: 393 45/64 in ARM-100 SK, 4 pieces COL-MK, 30 kg COL-AK, 393 45/64 in DRY-DB, 1 piece DRY-DBIE, 3,5 kg DRY-ASK</p>		Kit
 <p>LREL6007 RELAX-KIT RSEO Mounting kit for RELAX-RSE without base: 393 45/64 in ARM-100 SK, 2 pieces COL-MK, 3 x 5 kg COL-AK</p>		Kit	

System components ARM, COL, DRY ·