





■ PRODUCT SPECIFICATIONS – LUX ELEMENTS®-MODUL-KIT

	ARTICLE-NUMBER	ARTICLE-NAME / ARTICLE-DESCRIPTION	UNIT
	LMODE6001	MODUL-KIT-WA 1 Mounting kit for walls, roofs and benches up to a surface of approx. 6'200.01 in ² : 20 pieces FIX-SD 80, 20 pieces FIX-SD 130, 40 kg COL-AK, 12 pieces COL-MK, 3543 5/16 in ARM 100 SK, 10 timber wedges, 10 mounting brackets	Kit
	LMODE6002	MODUL-KIT-WA 2 Mounting kit for walls, roofs and benches from approx. 6'200.01 in ² up to a surface of approx. 13'950.03 in ² : 40 pieces FIX-SD 80, 40 pieces FIX-SD 130, 75 kg COL-AK, 24 pieces COL-MK, 4724 13/32 in ARM 100 SK, 10 timber wedges, 10 mounting brackets	Kit
	LMODE6101	MODUL-KIT-BO 1 Mounting kit for floor structures up to a surface of approx. 6'200.01 in ² : 1 pieces COL-MK, 50 kg COL-AK, 3,5 kg DRY-ASK, 393 45/64 in DRY-DB, 4 pieces DRY-DBIE	Kit
	LMODE6102	MODUL-KIT-BO 2 Mounting kit for floor structures from approx. 6'200.01 in ² up to a surface of approx. 13'950.03 in ² : 1 pieces COL-MK, 100 kg COL-AK, 7 kg DRY-ASK, 787 13/32 in DRY-DB, 4 pieces DRY-DBIE	Kit

MODUL-KIT... : RANGE OF APPLICATION	Mounting kit for walls, roofs and benches	Mounting kit for floor structures
up to a surface of approx. 6'200.01 in ²	MODUL-KIT-WA 1	MODUL-KIT-BO 1
from approx. 6'200.01 in ² up to a surface of approx. 13'950.03 in ²	MODUL-KIT-WA 2	MODUL-KIT-BO 2